

Tupu



TŪĪ Has a Plan



Ready to Read Phonics Plus

by Samantha Montgomerie | illustrated by Giselle Clarkson

Whānau Notes

Your child can read the story to you.

Help them with any words they don't know.

After reading, talk about the story, characters, and pictures.

Tūi Has a Plan



by Samantha Montgomerie

illustrated by Giselle Clarkson

Published 2023 by the Ministry of Education,
PO Box 1666, Wellington 6140, New Zealand.
www.education.govt.nz

Text copyright © Crown 2023
Illustrations copyright © Crown 2023

All rights reserved.
Enquiries should be made to the publisher.

Development and publishing services: University of Canterbury, Smartwork Creative,
Massey University, CORE Education | Tātai Aho Rau, and Lift Education E Tū.

ISBN 978 1 77690 227 9 (print)
ISBN 978 1 77690 228 6 (online PDF)

Replacement copies may be ordered from Ministry of Education Customer Services,
online at www.thechair.co.nz
by email: orders@thechair.minedu.govt.nz
or freephone 0800 660 662.

Please quote item number 90227.



Weka dips his feet
in the awa.

“See the fog!” says Tūī.
The fog creeps up
the awa.



The fog is thick, and it loops up the trees. “I must get home to my nest to check the eggs,” says Weka.



Weka spins and flaps.
“I cannot see my nest,”
says Weka.
“We need a plan,”
says Tūī.




“I can fly up to see
where to go. When I sing,
run to catch up with me,”
says Tūī.




Tūi glides on top
of the fog.

“I hope the eggs
are safe,” thinks Weka.
Tūi sings, and Weka runs.



“I see my nest,”
says Weka.

“The eggs are safe,
and I am home.”



“You had a good plan,
Tūī,” says Weka.
“Ka pai.”

Focus point

- This book includes the split digraph **o_e**. Tell children how the silent **e** at the end makes the vowel sound long. There is a sound card for **o_e**.

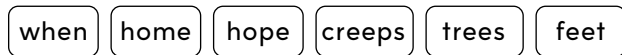
Before reading

This book provides children with the opportunity to practise reading the letters and sounds they are learning in meaningful connected text.

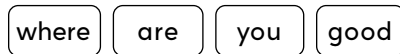
Say each sound quickly



Blend the sounds together to read a word



High-frequency words



During reading

- Show the book to the children and read the title together. Make a connection between the title and the picture.
- The children read each page together using their decoding skills. Once the page is read, guide them to connect the meaning of the text with the illustration.
- If a child gets stuck while reading, help them blend the sounds together to read the word.

Words to tell



Remind children to sound out the letters they already know.

Kupu Māori | Māori words



Here, you could include children who speak te reo Māori as the language experts.

Spelling

Use previously learned letters and sounds to help children spell and read words. If this word spells **home**, can you spell **hope**? Change **hope** to **hose**.

- home → hope → hose → chose
- ride → rode → mode → made

Vocabulary

Tell the children the meaning of any new vocabulary:

- **creeps**: to move quietly and close to the ground
- **fog**: thick, damp air that looks like mist
- **loops**: makes circles
- **glides**: moves smoothly
- **ka pai**: well done; good
- **awa**: river

For pronunciation, see: <https://maoridictionary.co.nz>

After reading

Discussion questions

- Why can't Weka see his nest?
- How does Tūi help Weka to find his nest?
- Why couldn't Weka fly up to see the way like Tūi?

Story discussion

In the story, Tūi and Weka are surrounded by fog. Discuss why Weka couldn't fly up to see the way to go. Weka is a flightless bird (as we found out in *Weka in a Flap*), so he can't fly above the fog like Tūi.

Fluency

Reread the story to build accuracy and fluency.

Story retell

Ask the children to retell the story to a buddy.



Rākau
Tree



Māhuri
Sapling



Tupu
Seedling

Focus sounds

o_e

ee

wh



Kākano
Seed

