




Splash!



Ready to Read Phonics Plus

Whānau Notes

Your child can read the story to you.
Help them with any words they don't know.
After reading, talk about the story, characters, and pictures.

Splash!



by Maggie Boston

illustrated by Giselle Clarkson

Ministry of Education

Published 2023 by the Ministry of Education,
PO Box 1666, Wellington 6140, New Zealand.
www.education.govt.nz

Text copyright © Crown 2023
Illustrations copyright © Crown 2023


All rights reserved.
Enquiries should be made to the publisher.

Development and publishing services: University of Canterbury, Smartwork Creative,
Massey University, CORE Education | Tātai Aho Rau, and Lift Education E Tū.

ISBN 978 1 77690 225 5 (print)
ISBN 978 1 77690 226 2 (online PDF)

Replacement copies may be ordered from Ministry of Education Customer Services,
online at www.thechair.co.nz
by email: orders@thechair.minedu.govt.nz
or freephone 0800 660 662.

Please quote item number 90225.




Fish likes to swim
and have fun in
the waves.



Clam likes to hide in
the shade.

Crab likes to rest
on the rock.




Look!


Fish spots a ship.

The ship makes

big waves.



Fish jumps and dives
in the waves.
“This is fun. It is a
good game,” says Fish.



“Look out, Crab!”

says Fish.

“The wave will get you
and make you wet!”



“Hush,” says Crab.

“I was asleep.

I need my rest.”



Splash!

The wave hits the rocks.

The wave hits Crab.

No rest for Crab.

Focus point

- This book includes the split digraphs **a_e** and **i_e**. Tell children that the silent **e** at the end makes the vowel sounds long. There are sound cards for **a_e** and **i_e**.

Before reading

This book provides children with the opportunity to practise reading the letters and sounds they are learning in meaningful connected text.

Say each sound quickly

x tch qu wh dge a_e e_e i_e

Blend the sounds together to read a word

wave dive game hide shade make

High-frequency words

have out likes good look

During reading

- Show the book to the children and read the title together. Make a connection between the title and the picture.
- The children read each page together using their decoding skills. Once the page is read, guide them to connect the meaning of the text with the illustration.
- If a child gets stuck while reading, help them blend the sounds together to read the word.

Spelling

Use previously learned letters and sounds to help children spell and read words. If this word spells **wave**, can you spell **wade**? Change **wade** to **wide**.

- wave → wade → wide → side
- shade → made → make → Mike

Vocabulary

Tell the children the meaning of any new vocabulary:

- **shade**: darkness and coolness caused by shelter from the sun
- **spots**: notices something
- **hush**: quieten down; stop talking

After reading

Discussion questions

- What happens to Crab when he doesn't listen to Fish?
- Why is Crab awake at the end of the story?
- How do you think Crab is feeling at the end of the story?

Story discussion

In the story, the ship makes a wave. Encourage children to talk about their experiences with waves. Have they ever been at the beach when a boat has created waves? Have they visited a wave pool? Do they have fun in waves like Fish does? Talk about the importance of having an adult with you when you go to the beach or a wave pool.

Fluency

Reread the story to build accuracy and fluency.

Story retell

Ask the children to retell the story to a buddy.



Rākau
Tree



Māhuri
Sapling



Tupu
Seedling

Focus sounds

a_e

i_e



Kākano
Seed

